

AlumiRamp

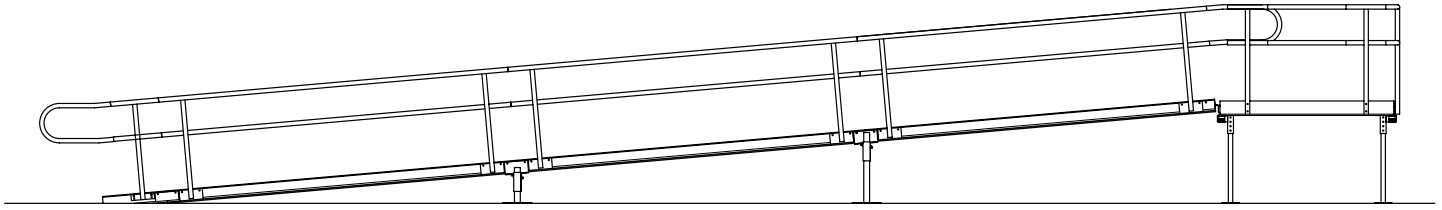
bridging the gap.



RETAIL PRICE LIST 2010

Prices in effect February 22, 2010

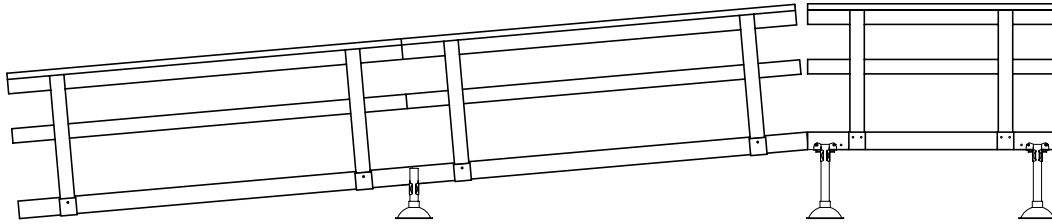
ARMADA SYSTEM RETAIL PRICE LIST 2010



Standard sizes are shown below. Quotes and Code advice are free.
 Custom sizes are also available, call for pricing and more information.

	ITEM #	SIZE	RETAIL COST
RAMPS	ARMP36X04	36"W x 4'L	\$360.60
	ARMP36X06	36"W x 6'L	\$540.90
	ARMP36X08	36"W x 8'L	\$721.20
	ARMP36X10	36"W x 10'L	\$901.50
	ARMP36X02	36"W x 2"L starter	\$180.30
<i>750 lb. capacity or 100 psf uniformly distributed. Retail cost equivalent to \$30.05/sf</i>			
RAMP HANDRAILS	ARRA04	4' rail pair	\$222.64
	ARRA06	6' rail pair	\$333.96
	ARRA08	8' rail pair	\$445.28
	ARRA10	10' rail pair	\$556.60
	ARRA02	2' starter rail pair	\$111.32
<i>Retail cost equivalent to \$27.83/lf</i>			
RAMP ACCESSORIES	RAILPKLP	ANSI loops [2]	\$75.00
	TAP36	top adapter	\$44.52
	TAP/BB	top/bottom adapters	\$89.04
	CAPR16GY	handrail cap	\$1.06
	ARPA36	ramp to plat adapter	\$44.52
LEGS	ALEG12	12"H	\$52.00
	ALEG24	24"H	\$62.60
	ALEG36	36"H	\$73.20
	ALEG48	48"H	\$83.80
	ADIAG	diagonal brace	\$106.00
<i>Sold individually</i>			
PLATFORMS	APLA48X48	48"W x 48"L	\$480.80
	APLA60X60	60"W x 60"L	\$751.25
	APLA60X96	60"W x 96"L	\$1202.00
<i>750 lb. capacity or 100 psf uniformly distributed. Retail cost equivalent to \$30.05/sf</i>			
PLATFORM HANDRAILS	APRA04	4' rail pair	\$400.72
	APRA05	5' rail pair	\$500.90
	APRATB	5' x 8' rail kit	\$901.62
	APRA01	18 1/2" rail	\$50.09
<i>Includes rail accessories to meet ADA Retail cost equivalent to \$50.09/lf</i>			

QUICK RAMP KITS RETAIL PRICE LIST 2010



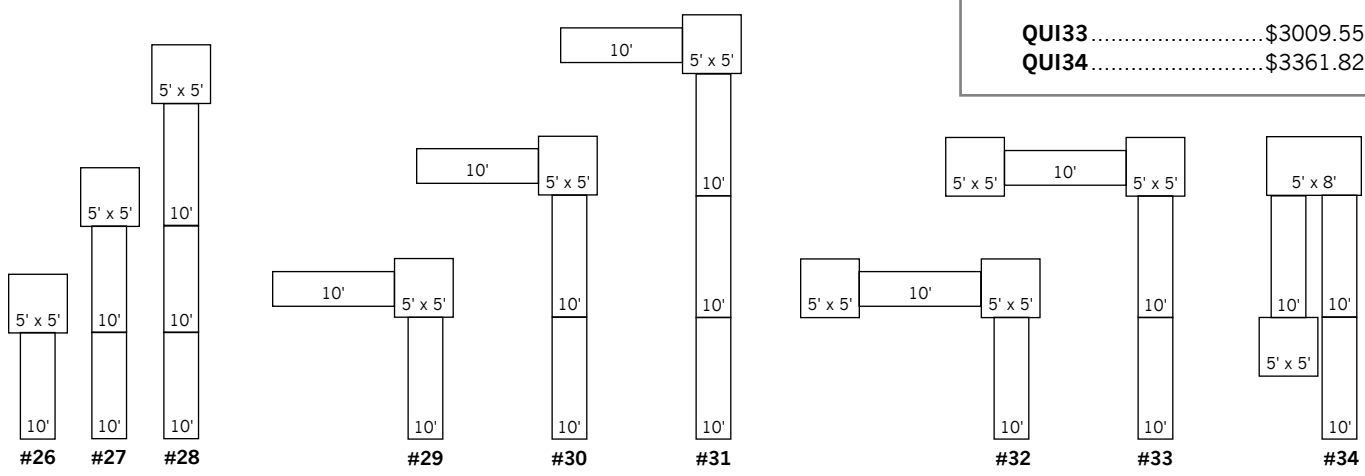
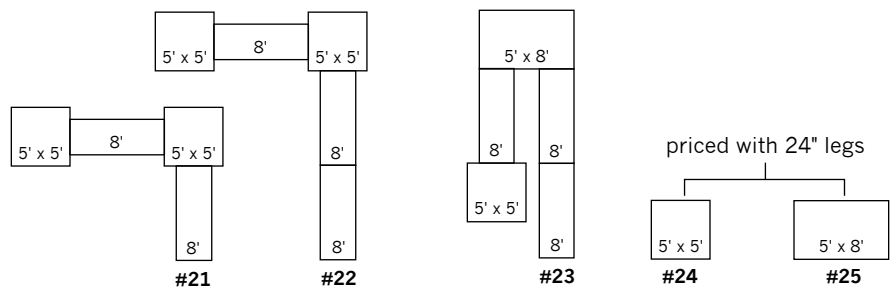
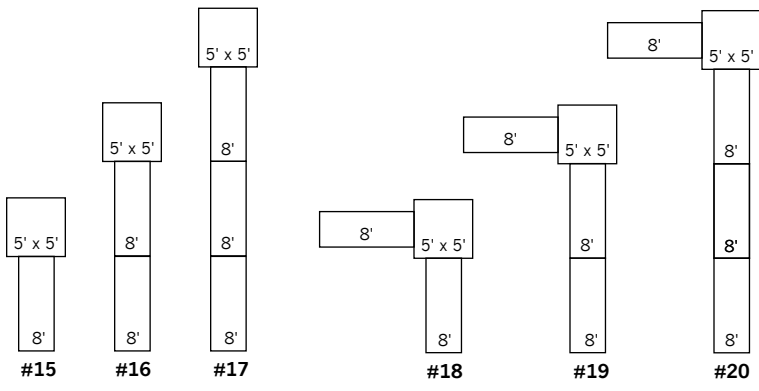
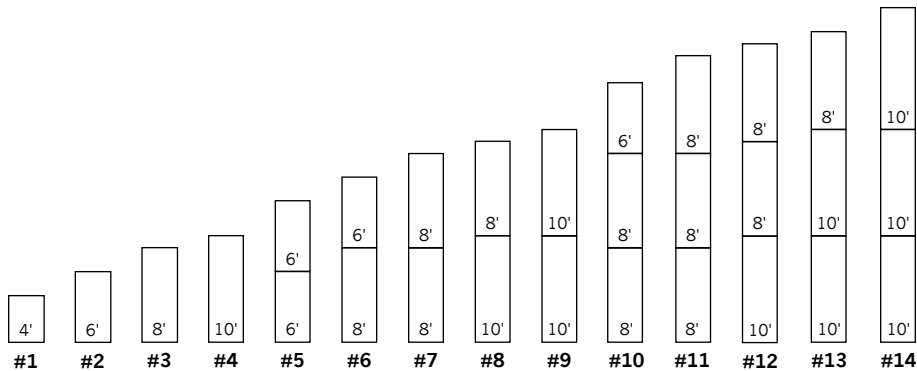
Standard sizes are shown below. Quotes and Code advice are free.
Custom sizes are also available, call for pricing and more information.

	ITEM #	SIZE	RETAIL COST
RAMPS	QRK04	4'L ramp kit	\$124.66
	QRK06	6'L ramp kit	\$186.98
	QRK08	8'L ramp kit	\$249.31
	QRK10	10'L ramp kit	\$311.64
<i>750 lb. capacity or 100 psf uniformly distributed.</i>			
RAMP SUPPORT ASSEMBLIES	SA312R	36"W x 12"H	\$193.66
	SA324R	36"W x 24"H	\$215.92
	SA336R	36"W x 36"H	\$238.18
	SA348R	36"W x 48"H	\$260.44
RAMP ACCESSORIES	QTAK36	top adapter kit 32"	\$44.52
	QBBK32	bottom bevel kit 32"	\$44.52
	NS007BK	nonskid tape 3/4"x60'	\$33.39
	QRKIT	bolt pkg for 2 line rail	\$27.83
PLATFORMS	QPK60X60ST	60"W x 60"L straight	\$311.64
	QPK60X60TN	60"W x 60"L turn	\$311.64
	QPK60X96TB	60"W x 96"L turnback	\$405.13
	QPK48X48ST	48"W x 48"L straight	\$249.31
	QPK48X48TN	48"W x 48"L turn	\$249.31
	QPK48X96TB	48"W x 96"L turnback	\$373.97
<i>750 lb. capacity or 100 psf uniformly distributed.</i>			
PLATFORM SUPPORT ASSEMBLIES	SA512P	60"W x 12"H	\$236.52
	SA524P	60"W x 24"H	\$258.78
	SA536P	60"W x 36"H	\$281.04
	SA548P	60"W x 48"H	\$303.30
	SA412P	48"W x 12"H	\$225.39
	SA424P	48"W x 24"H	\$247.65
	SA436P	48"W x 36"H	\$269.91
	SA448P	48"W x 48"H	\$292.17
DIAG	diagonal brace	\$66.78	
WOOD REQUIREMENTS	SIZE	2 x 6 TREAD	2 x 4 RAILS
	<i>Treated Southern Yellow Pine is recommended.</i> 4' ramp	9 @ 36"	6 @ 48" and 4 @ 36"
	6' ramp	14 @ 36"	6 @ 72" and 4 @ 36"
	8' ramp	18 @ 36"	6 @ 96" and 4 @ 36"
	10' ramp	22 @ 36"	6 @ 120" and 6 @ 36"
	60" x 60" platform	11 @ 60"	6 @ 60" and 4 @ 36"
	60" x 96" platform	1 @ 2x4x60" 18 @ 60"	3 @ 96", 6 @ 60" and 6 @ 36"
	1 @ 2x4x96"		

RETAIL CONFIGURATION PRICE LIST 2010 **QUICK RAMP KITS**

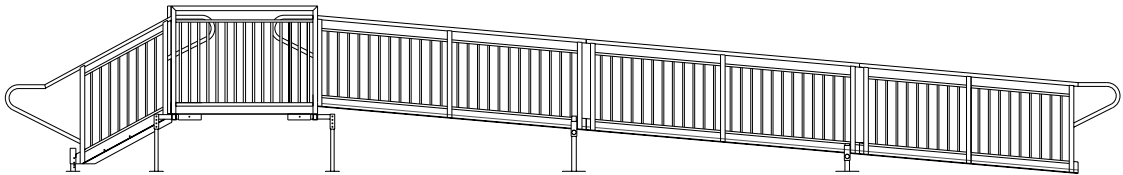
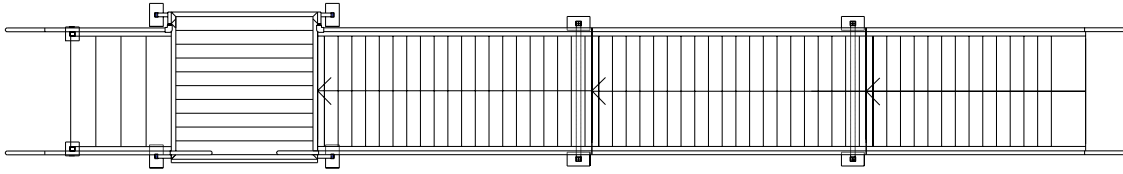
Configurations include supports and adapters for ramps and platforms. Bolt package for 2 line handrails is not included.

For 5' x 5' Platforms, please specify Straight or Turn.



ITEM	RETAIL
QUI01	\$213.70
QUI02	\$276.02
QUI03	\$338.35
QUI04	\$400.68
QUI05	\$656.67
QUI06	\$719.00
QUI07	\$781.33
QUI08	\$843.65
QUI09	\$905.98
QUI10	\$1184.23
QUI11	\$1246.56
QUI12	\$1308.89
QUI13	\$1371.22
QUI14	\$1433.54
QUI15	\$1123.02
QUI16	\$1610.51
QUI17	\$2120.27
QUI18	\$1461.37
QUI19	\$1948.86
QUI20	\$2458.62
QUI21	\$2290.55
QUI22	\$2822.57
QUI23	\$3174.84
QUI24	\$829.20
QUI25	\$1181.47
QUI26	\$1185.35
QUI27	\$1735.17
QUI28	\$2307.25
QUI29	\$1586.03
QUI30	\$2135.85
QUI31	\$2707.93
QUI32	\$2415.21
QUI33	\$3009.55
QUI34	\$3361.82

A*COM SYSTEM RETAIL PRICE LIST 2010



Standard sizes are shown below. Quotes and Code advice are free.
 Custom sizes and special rails and finishes are also available, call for pricing and more information.

	SIZE	RETAIL COST
RAMPS	48"W x 5'L	\$1200.00
<i>w/38" picket handrail.</i>	48"W x 6'L	\$1440.00
	48"W x 8'L	\$1920.00
	48"W x 10'L	\$2400.00

*capacity: 100 psf uniformly distributed.
 Retail cost equivalent to \$60.00/sf*

RAMPS	48"W x 5'L	\$1340.00
<i>w/42" guardrail and</i>	48"W x 6'L	\$1608.00
<i>36" grasping rail.</i>	48"W x 8'L	\$2144.00
	48"W x 10'L	\$2680.00

*capacity: 100 psf uniformly distributed.
 Retail cost equivalent to \$67.00/sf*

PLATFORMS	5'4"W x 5'4"L	\$1933.92
<i>w/42" guardrail.</i>	48"W x 5'L inline	\$1340.00

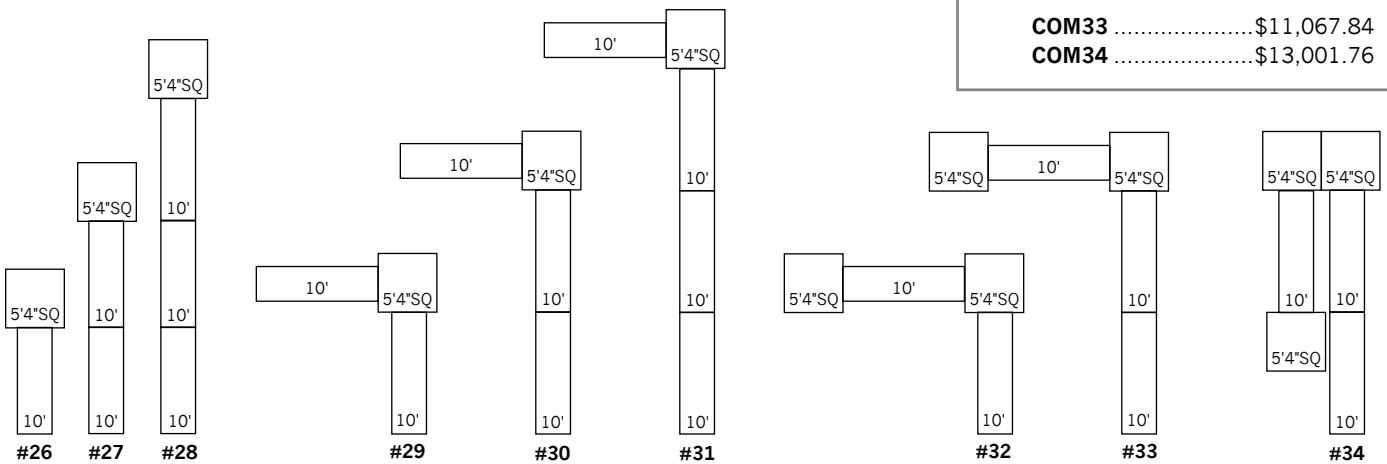
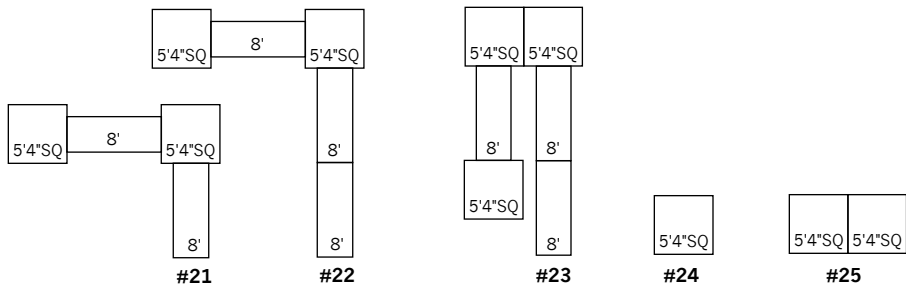
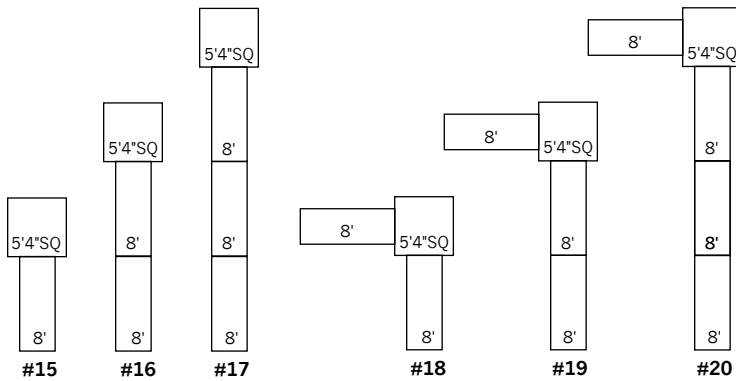
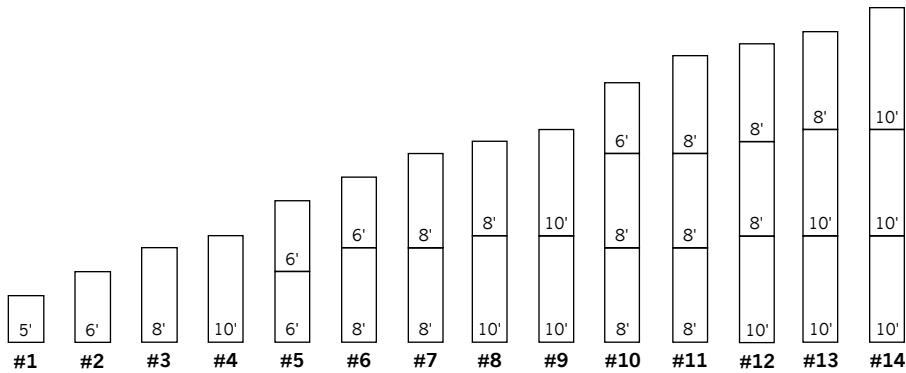
*capacity: 100 psf uniformly distributed.
 Retail cost equivalent to \$68.00/sf*

	WIDTH x NUMBER OF STEPS	TOTAL RISE	RETAIL COST
A*COM STEPS	48"W x 3	18"/21"	\$909.00
<i>w/42" guardrail and</i>	48"W x 4	24"/28"	\$1212.00
<i>36" grasping rail.</i>	48"W x 5	30"/35"	\$1515.00
	48"W x 6	36"/42"	\$1818.00
	48"W x 7	42"/49"	\$2121.00
	48"W x 8	48"/56"	\$2424.00

capacity: 100 psf uniformly distributed.

RETAIL CONFIGURATION PRICE LIST 2010 **A*COM SYSTEM**

Configurations include 38" Picket Handrails on all Ramps and 42" Guardrails on all Platforms.
All supports and accessories are included.



ITEM	RETAIL
COM01	\$1200.00
COM02	\$1440.00
COM03	\$1920.00
COM04	\$2400.00
COM05	\$2880.00
COM06	\$3360.00
COM07	\$3840.00
COM08	\$4320.00
COM09	\$4800.00
COM10	\$5280.00
COM11	\$5760.00
COM12	\$6240.00
COM13	\$6720.00
COM14	\$7200.00
COM15	\$3853.92
COM16	\$5773.92
COM17	\$7693.92
COM18	\$5773.92
COM19	\$7693.92
COM20	\$9613.91
COM21	\$7707.84
COM22	\$9627.84
COM23	\$11,561.76
COM24	\$1933.92
COM25	\$3867.84
COM26	\$4333.92
COM27	\$6733.92
COM28	\$9133.92
COM29	\$6733.92
COM30	\$9133.92
COM31	\$11,533.92
COM32	\$8667.84
COM33	\$11,067.84
COM34	\$13,001.76

MINI RAMPS RETAIL PRICE LIST 2010

All Ramps have a 600 lb. capacity. Standard sizes are shown below. Custom sizes are also available, call for pricing and more information.

	ITEM #	OPEN SIZE	WEIGHT	CLOSED SIZE	RETAIL COST
ALUMILITE SOLID CURB RAMP	ACR3SN	30"W x 3'L	18 lbs.		\$228.50
	ACR4SN	30"W x 4'L	24 lbs.		\$291.50
	ACR5SN	30"W x 5'L	30 lbs.		\$354.50
	ACR6SN	30"W x 6'L	37 lbs.		\$417.50
	ACR3SW*	36"W x 3'L	20 lbs.		\$236.00
	ACR4SW*	36"W x 4'L	26 lbs.		\$299.00
	ACR5SW	36"W x 5'L	32 lbs.		\$362.00
	ACR6SW	36"W x 6'L	41 lbs.		\$425.00
ALUMILITE FOLDING CURB RAMP	ACR3FN	29"W x 3'L	18 lbs.	3'L x 15"W	\$236.50
	ACR4FN*	29"W x 4'L	24 lbs.	4'L x 15"W	\$302.50
	ACR5FN*	29"W x 5'L	30 lbs.	5'L x 15"W	\$368.50
	ACR6FN	29"W x 6'L	37 lbs.	6'L x 15"W	\$435.50
	ACR3FW	36"W x 3'L	20 lbs.	3'L x 18"W	\$246.00
	ACR4FW	36"W x 4'L	26 lbs.	4'L x 18"W	\$312.00
	ACR5FW	36"W x 5'L	32 lbs.	5'L x 18"W	\$378.00
	ACR6FW	36"W x 6'L	41 lbs.	6'L x 18"W	\$444.00
LANDSCAPE COLLECTION	*These Alumilite Curb Ramps are available in Terracotta (TC) , Slate (SL) , Sage (SG) , Sand (SD) for an additional \$110.00 Retail.				
READY RAMP	RR06	30"W x 6'L	28 lbs.	41"L x 15"W	\$475.00
	RR07	30"W x 7'L	32 lbs.	47"L x 15"W	\$540.00
	RR08	30"W x 8'L	41 lbs.	55"L x 15"W	\$700.00
	RR10	30"W x 10'L	51 lbs.	67"L x 15"W	\$900.00
TELESCOPIC CHANNEL RAMP	TCR06	7.5"W x 6'L	30 lbs.	42"L x 7.5"W	\$310.00
	TCR08	7.5"W x 8'L	39 lbs.	54"L x 7.5"W	\$385.00
	TCR10	7.5"W x 10'L	51 lbs.	70"L x 7.5"W	\$520.00
	<i>sizes are per channel.</i>				
RUBBER THRESHOLD RAMP	TR06R42	42"W x 6"L x 7/8"H	7 lbs.		\$115.00
	TR12R42	42"W x 12"L x 1-1/4"H	17 lbs.		\$190.00
	TR18R50	50"W x 18"L x 1-3/4"H	30 lbs.		\$310.00
	TR24R60	60"W x 24"L x 2-3/16"H	68 lbs.		\$510.00
THRESHOLD RAMP	ITEM #	OPEN SIZE	WEIGHT	RISE RANGE	RETAIL COST
	TR06N	30"W x 6"L	6 lbs.	1/2 to 3/4"	\$76.00
	TR12N	30"W x 12"L	9 lbs.	1 to 1-1/2"	\$88.00
	TR18N	30"W x 18"L	13 lbs.	1-1/2 to 3-1/2"	\$101.00
	TR24N	30"W x 24"L	16 lbs.	2 to 4-1/2"	\$114.00
	TR36N	30"W x 36"L	19 lbs.	3 to 5-1/2"	\$139.00
	TR06W	36"W x 6"L	9 lbs.	1/2 to 3/4"	\$88.00
	TR12W	36"W x 12"L	12 lbs.	1 to 1-1/2"	\$101.00
	TR18W	36"W x 18"L	18 lbs.	1-1/2 to 3-1/2"	\$114.00
	TR24W	36"W x 24"L	24 lbs.	2 to 4-1/2"	\$126.00
	TR36W	36"W x 36"L	28 lbs.	3 to 5-1/2"	\$151.00